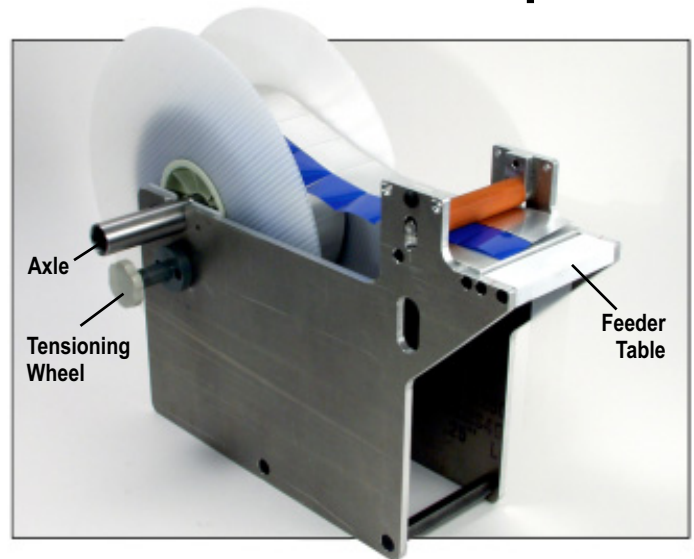


New Hi-Flow Dispenser Makes Applying Material a Snap!

The Bergquist Company is pleased to introduce the Hi-Flow Dispenser, a new tool that helps customers quickly and easily apply Hi-Flow phase change thermal interface material. Contact your Bergquist Sales Representative for availability or other additional information.





How It Works

1. Remove axle from the dispenser.
2. Place a reel of tab-style Hi-Flow on the axle and replace in dispenser.
3. Feed the clear polyester liner through the slot on the feeder table.
4. Adjust tensioning wheel clockwise to increase tension on the reel; turn counterclockwise to reduce tension.
5. Advance material by pulling down on liner.



6. HF225FT will separate from liner. Advance material beyond the end of the feeder table for easier removal.
7. Grasp tab of released material and remove from dispenser.



That's all there is to it! For information on applying HF225FT, request document number RPR-0402-002.